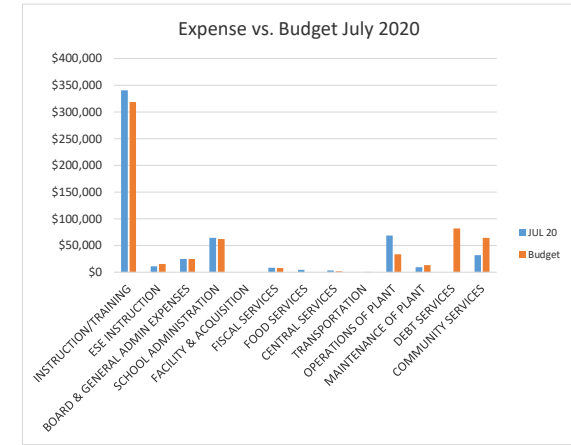
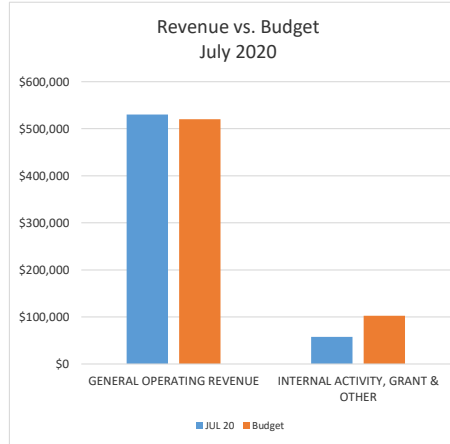


IVY HAWN CHARTER SCHOOL DASHBOARD

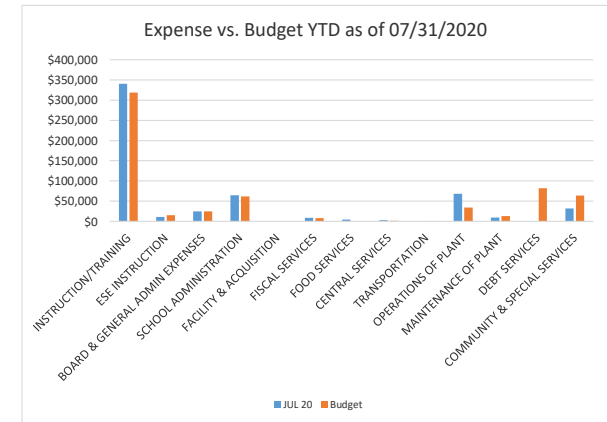
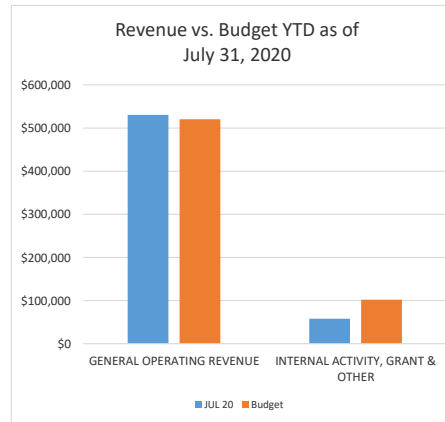
MONTHLY COMPARISONS JULY 2020

	JUL 20	Budget	Difference
REVENUE			
GENERAL OPERATING REVENUE	\$530,534	\$520,154	\$10,380
INTERNAL ACTIVITY, GRANT & OTHER	\$57,662	\$102,299	-\$44,636
TOTAL REVENUE	\$588,196	\$622,453	-\$34,257
EXPENSES			
INSTRUCTION/TRAINING	\$340,571	\$318,536	-\$22,035
ESE INSTRUCTION	\$10,757	\$15,195	\$4,437
BOARD & GENERAL ADMIN EXPENSES	\$24,925	\$24,768	-\$156
SCHOOL ADMINISTRATION	\$64,316	\$62,065	-\$2,251
FACILITY & ACQUISITION	\$0	\$0	\$0
FISCAL SERVICES	\$8,495	\$7,900	-\$595
FOOD SERVICES	\$4,562	\$0	-\$4,562
CENTRAL SERVICES	\$3,124	\$1,500	-\$1,624
TRANSPORTATION	\$0	\$148	\$148
OPERATIONS OF PLANT	\$68,554	\$33,794	-\$34,760
MAINTENANCE OF PLANT	\$9,266	\$13,100	\$3,833
DEBT SERVICES	\$0	\$81,975	\$81,975
COMMUNITY SERVICES	\$31,876	\$64,167	\$32,290
TOTAL EXPENSES	\$566,447	\$623,148	\$56,700
NET EXCESS/(DEFICIT)	\$21,749	-\$695	\$22,444



YTD COMPARISONS AS OF 07/31/2020

	JUL 20	Budget	Difference
REVENUE			
GENERAL OPERATING REVENUE	\$530,534	\$520,154	\$10,380
INTERNAL ACTIVITY, GRANT & OTHER	\$57,662	\$102,299	-\$44,636 (1)
TOTAL REVENUE	\$588,196	\$622,453	-\$34,257
EXPENSES			
INSTRUCTION/TRAINING	\$340,571	\$318,536	-\$22,035 (2)
ESE INSTRUCTION	\$10,757	\$15,195	\$4,437
BOARD & GENERAL ADMIN EXPENSES	\$24,925	\$24,768	-\$156
SCHOOL ADMINISTRATION	\$64,316	\$62,065	-\$2,251
FACILITY & ACQUISITION	\$0	\$0	\$0
FISCAL SERVICES	\$8,495	\$7,900	-\$595
FOOD SERVICES	\$4,562	\$0	-\$4,562
CENTRAL SERVICES	\$3,124	\$1,500	-\$1,624
TRANSPORTATION	\$0	\$148	\$148
OPERATIONS OF PLANT	\$68,554	\$33,794	-\$34,760 (3)
MAINTENANCE OF PLANT	\$9,266	\$13,100	\$3,833
DEBT SERVICES	\$0	\$81,975	\$81,975 (4)
COMMUNITY & SPECIAL SERVICES	\$31,876	\$64,167	\$32,290 (5)
TOTAL EXPENSES	\$566,447	\$623,148	\$56,700
NET EXCESS/(DEFICIT)	\$21,749	-\$695	\$22,444



FINANCIAL ANALYSIS NOTES FOR IVY HAWN CHARTER

- (1) Internal account projected revenue less than expected.
 - (2) Non capitalized computers and computer software had front loaded expenses.
 - (3) Past due bill of \$13K for Spectrum paid and front loaded expenses for Otis Elevators.
 - (4) Expenses paid out of operating account and reversed out of bond account.
- Internal account projected expenses less than expected.